


CLIFF AVENUE BUSINESSES COLOUR SCHEME



What's Our Goal?

We want to work together to create a sense of place that celebrates our heritage and natural surroundings. We can do this by expressing – through our buildings! – Enderby's identity and most memorable features in a way that is vibrant and inviting.

How Should I Approach This?

Start by selecting a main colour from the sheet at the back. Then, choose a colour for the trim. Finally, choose a colour for any accents. There are some suggested colour combinations at the bottom of the sheet. If you have an awning, it should match your trim or accent colour. A professional painter can help you with this if you need some advice.

We recommend that you select colours that will create a high contrast. For instance, if you use a dark main colour, select light colours for the trim and accents, or vice versa!

How Will This All Work Together?

The streetscape will have a modern design with a cool colour palette. Your building should compliment this with a warm colour palette that highlights the most distinctive features of your building. This could be a door frame, window trim, or any exterior feature that adds depth to a flat surface. A well-placed splash of colour can have a huge impact and will make your building fun, inviting, and attractive!

High contrast between the main colour and the trim/accent colours will emphasize architectural uniqueness and heritage, and will also add a finer grain of detail for pedestrians.



Fun colours will allow your building to “pop out” from the concrete sidewalk and make your building a one-of-a-kind – variety creates a unique sense of place!

Is There Anything That I Should Not Do?

You should avoid painting over materials that speak to our heritage or natural surroundings – these have a lot of value already! If you have brick or wood on your exterior, use techniques other than painting to revitalize these materials and bring out their best qualities. Our recommended paint colours are designed to compliment rather than cover up wood and brick.

Is There Anything Else That I Should Know Before Getting Started?


You do not need to use the paint brand shown on the colour sheet. Other paint brands can be matched. You can just write down the colour numbers and ask your friendly neighbourhood hardware or paint store to match!



CLIFF AVENUE | BUILDING EXTERIOR COLOUR PALETTE


CLIFF AVENUE REVITALIZATION | ENDERBY BC | JUNE 01 2016

MAIN COLOUR | WALLS



CC-80 GRAY MIST CC-246 VICHYSOISE 2144-40 SOFT FERN HC-108 SANDY HOOK GRAY TH-250 TRILLIUM CC-910 WHIRLPOOL

NOTE:
ALL COLOURS CORRESPOND WITH
BENJAMIN MOORE COLOUR SYSTEM



HC-165 BOOTHBAY GRAY HC-153 MARLBORO BLUE HC-145 VAN COURTLAND BLUE 2144-20 EUCALYPTUS LEAF HC-180 CLIFFSIDE GRAY

ACCENT COLOUR | DOOR, CORNICE, WINDOW SILL, BRACKET




CC - 44 CLOUD WHITE CC-80 GRAY MIST 2144-40 SOFT FERN CC-64 BONAPART CC-810 HUDSON BAY



HC-170 VAN BUREN BROWN 2155-20 GOLD MINE CC-630 BACKWOODS HC-153 MARLBORO BLUE 2124-10 WROUGHT IRON

TRIM COLOUR | WINDOW SILL, WINDOW SASH, DOOR FRAME




CC - 44 CLOUD WHITE CC-80 GRAY MIST CC-910 WHIRLPOOL



HC-179 PLATINUM GRAY 2124-10 WROUGHT IRON HC-170 VAN BUREN BROWN

COMBINATION EXAMPLES



MAIN TRIM MAIN TRIM MAIN TRIM MAIN TRIM

CLIFF AVENUE | BUILDING EXTERIOR COLOUR PALETTE